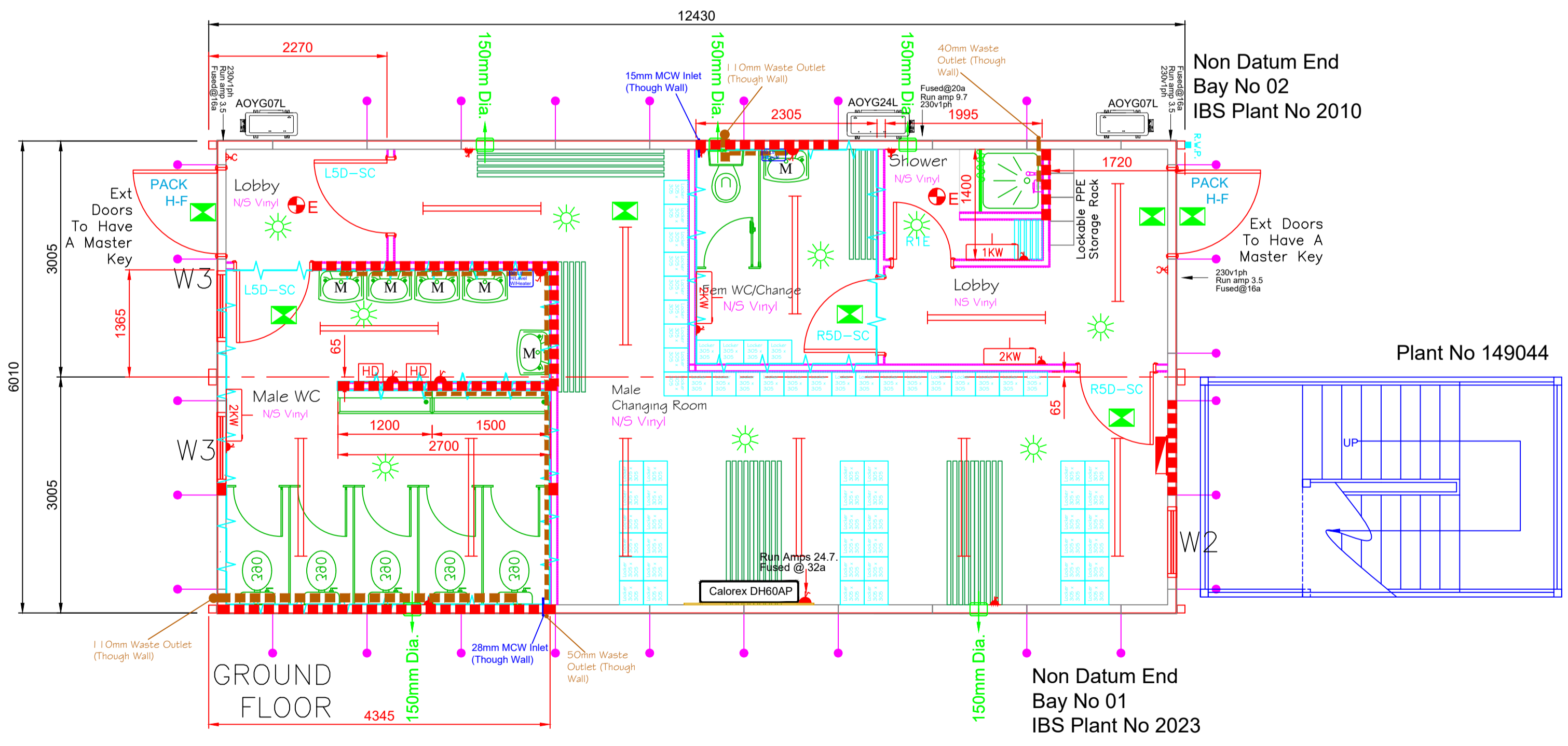
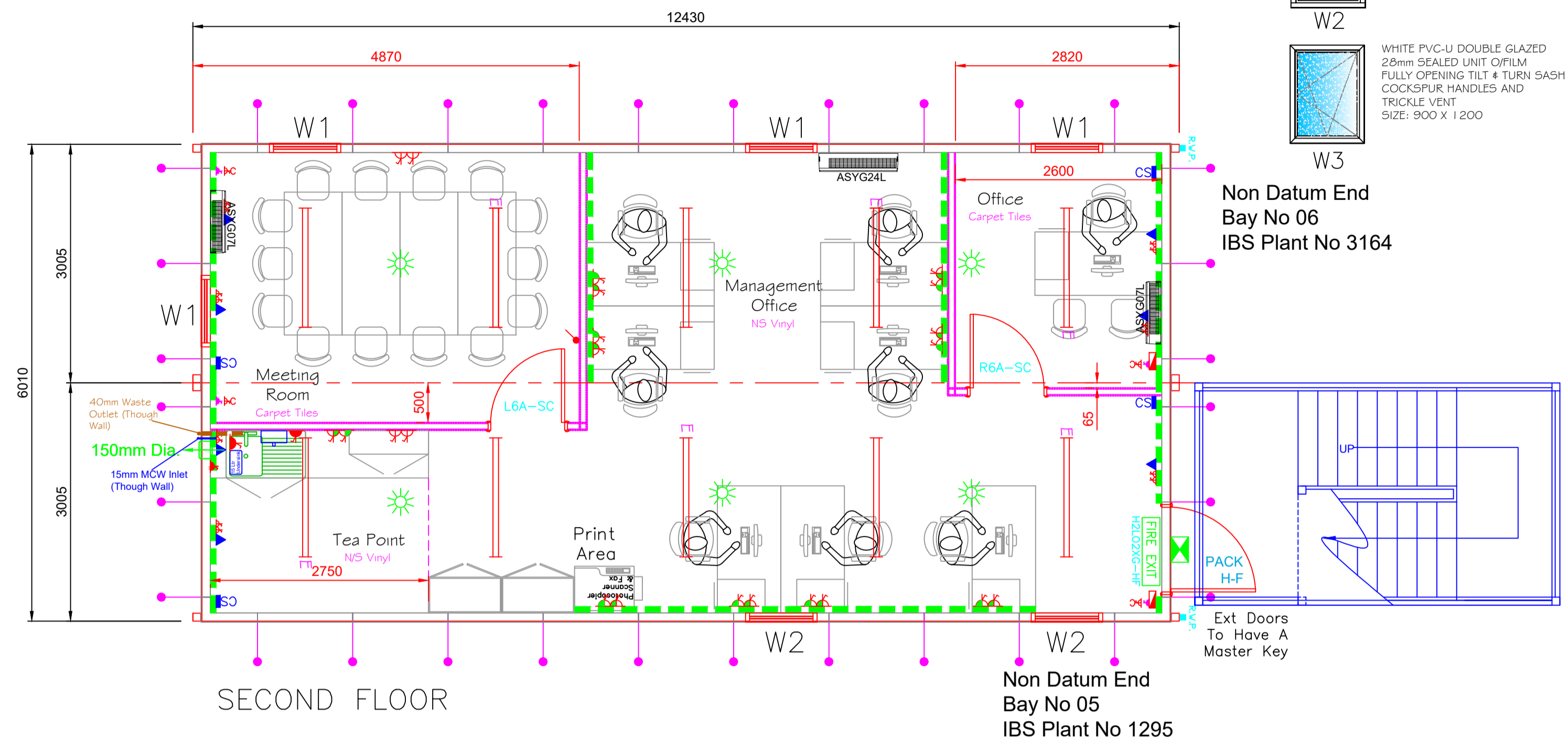
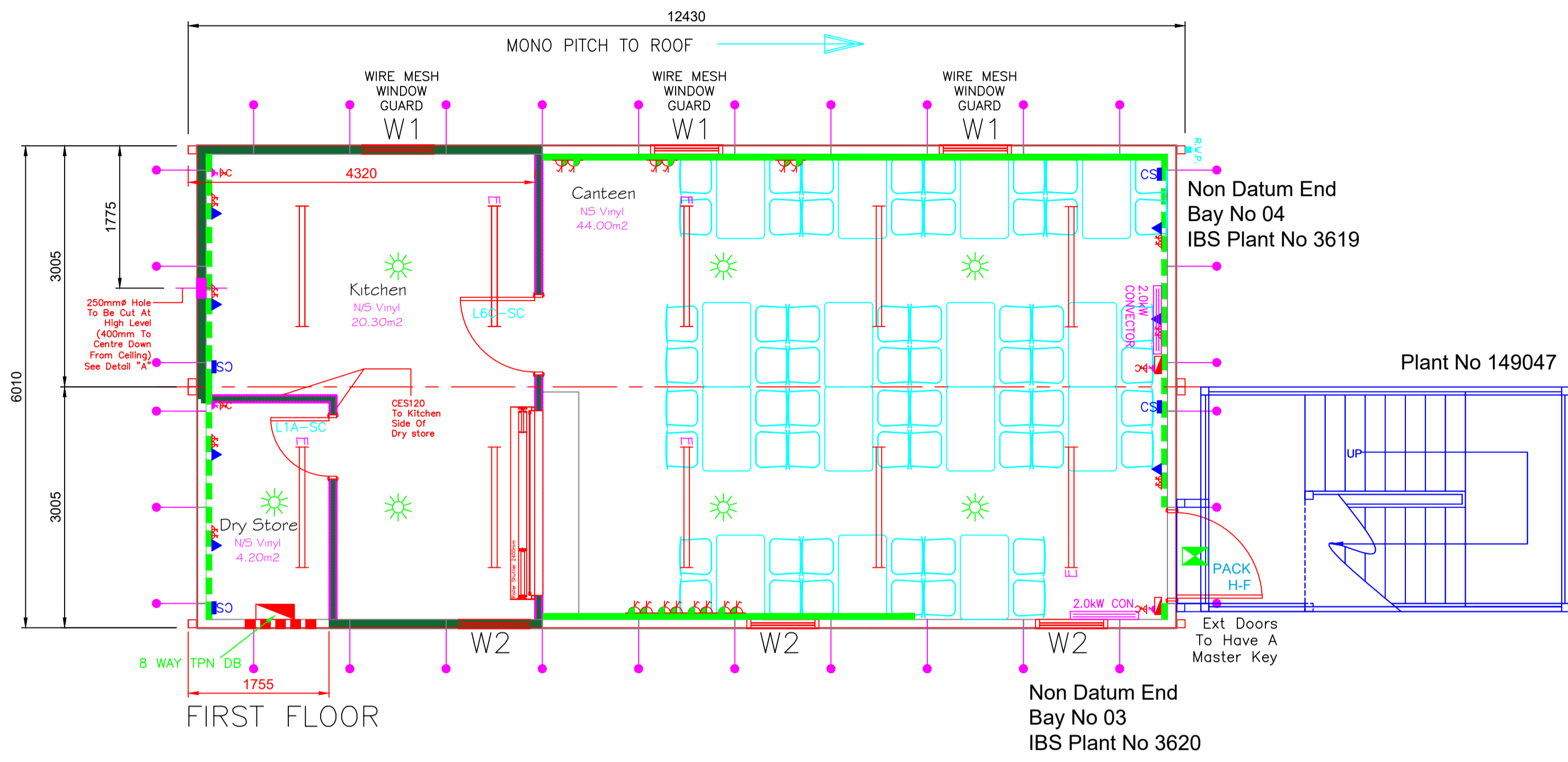


DO NOT SCALE.
IF IN DOUBT ASK.

NOTES.

PVC-U WINDOW SPECIFICATION

- W1 WHITE PVC-U DOUBLE GLAZED 28mm SEALED UNIT FULLY OPENING TILT & TURN SASH COCKSPUR HANDLES AND TRICKLE VENT SIZE: 900 X 1200
- W2 TIMBER HARDWOOD FRAMES PAINTED GLOSS WHITE FIRE RATED DOUBLE GLAZED 28mm SEALED UNIT SIZE: 900 X 1200
- W3 WHITE PVC-U DOUBLE GLAZED 28mm SEALED UNIT OF FILM FULLY OPENING TILT & TURN SASH COCKSPUR HANDLES AND TRICKLE VENT SIZE: 900 X 1200



SPECIFICATION - INTERLINK HIRE

Building Span: 6 No. 12.20m Bays

Design: Multi Storey Interlink Hire

Structural Ceiling Height: 2.700m

Roof Pitch: MONO PITCH

Roof Construction:
IP1000 Profile Steel Sheet Roof System
Colour: Goosewing Grey (BS 10A05)

Floor Construction:
18mm flooring grade plywood over floor joists.

Rainwater Goods:
External squareline gutter system - Colour: White

External Wall Construction:
90x50 Galvanised steel stud wall panel sections interlocked to suit Building Span
Externally clad with 12.5mm MR Plasterboard bonded with Plastisol
Internally lined with 12.5mm Vinyl Faced Plasterboard Colour: White

Exterior Finish:
Main body Colour: Goosewing Grey (RAL 7038)

External Trim:
Fascia Trim - Colour: Goosewing Grey (RAL 7038)
Column Trim - Colour: Goosewing Grey (RAL 7038)

Front Wall Plinth (P Flashing) - Goosewing Grey (RAL 7038)

Windows: - See Window Spec for details

Windows to be as standard PVC-U, 900 x 1200 inward opening.

External Doors:
Single Fire Exit Door(s)
Ply flush 1060x1981mm c/w 2xG vision panel in GWPP Satinwood Painted - Colour: Goosewing Grey (RAL: 7038) c/w Push & Pull Handle, Panic Bar, Ingress Knob Facility, Door Closer & Kick Plate.
Softwood Timber Frame Satinwood Painted - Colour: White (BS 00E55).

Timber Doors: Flush/Disabled Threshold's (Stormguard Trimline RIO Mobility Thresholds). See Drg IB-4000-15.
Galvanised Flush Door Cills See Drg IB-4000-16.

Skirting/Coving:
White Two Part 50mm pvc skirting & coving. (PLST030s)

Wet Areas To Have 75mm Grey Skirting

Ceiling Finish:
All Floor(s) lined with 15mm Megadecco - Colour: Waltham White)
Two Part ceiling Jointing Trim (Plasterboard) - Colour: White
"J" Section (Plasterboard) Bay to Bay Joint Trim - Colour: White.

Floor Covering:
Polysafe Standard 2.0mm sheet vinyl Safety Flooring - Colour: ASH GREY (4540)
All joints welded using weldrod - Colour: 2090

All bay joints to be finished with Gradus ACS4445 F4 80mm wide aluminium cover strips or Equivalent. Finish ACS4445 F4: Silver Anodised or Equivalent. (SP011616)

Carpet Tiles - Colour: 2640 Charcoal Grey To Top Floor (Where Shown).

Internal Doors:
Pre-Finished Solidcore SW Timber Door frames Satinwood Painted - Colour: White SW Timber Architraves Satinwood Painted - Colour: White

Ironmongery:
Satin Anodised Aluminium (SAA)

Internal Partitioning: - 36DB-30FR :- (Full Height Factory Installed Indicated)

Internal partitioning to be 30FR.
70x30mm galvanised steel studing lined each side with single layer of 12.5mm v/f Plasterboard - Colour: White.

Toilets/Showers:
12mm plywood - to be fitted to the internal walls as indicated on the layout drawing plywood to be fitted on side of wall where fixtures/fittings are to be installed.

Polyurea faced 12.5mm Plasterboard Colour: White.
"H" section Plastic (Smooth) plasterboard jointing system - Colour: White.

Kitchen:
CES120 Foodsafe - to be fitted to the internal walls

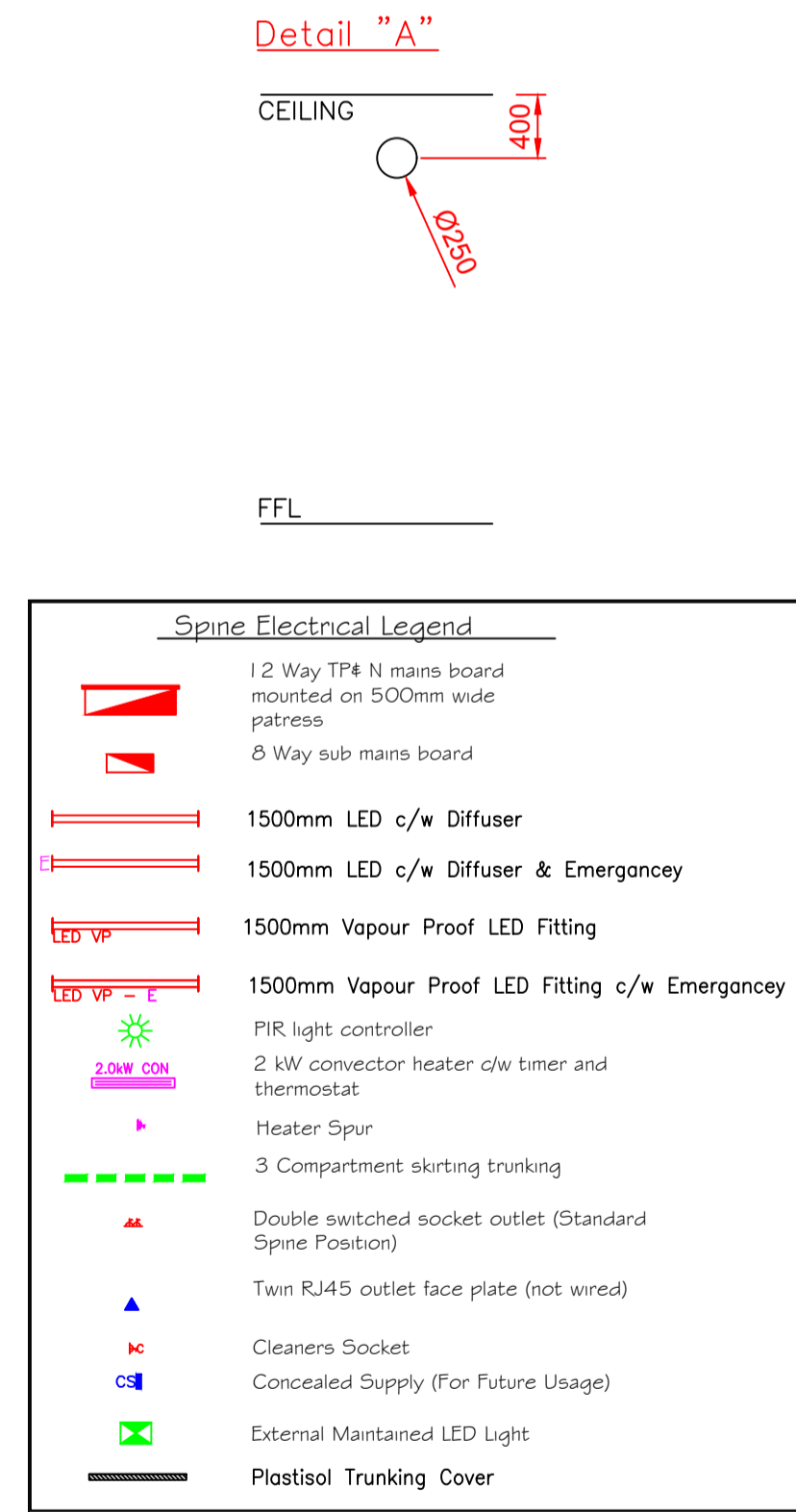
Fittings:
Cubicles - WACO range - Cubicle Centre Cubicles
Doors - Colour: Anthracite Fascia/Dividers - Colour: Speckled Pale Grey.

Toilets:
1 No Coat & hat Hook (To Rear Of Each Cubicle Door).
1 No 300mm x 450mm Mirror (Positioned Above All WHB).

Locker Room Fittings:
Benches - Stained softwood slats on metal frame. Hat & coat hooks fixed to timber rail mounted to metal frame.
64 Number Two Tier 305 x 305 Lockers.

Canteen Fittings:
4 Person Seating Pods 1050x1520mm 15Nr.
28mm Post Formed Worktops - Colour: Black (Matt Finish).
Std Plasterboard To Dry Store.

Office Tea Point Fittings:
1 No 1000mm Sink Base unit - Colour: Greenwich Oak.
1 No 1000mm Wall unit - Colour: Greenwich Oak.
28mm Post Formed Worktops - Colour: Black (Matt Finish).



Rev	By	Description	Date
C14	MJM	Staircase Numbers added & 1no AC unit omitted.	01/11/16
C13	MJM	AC Positions Changed.	01/11/16
C12	MJM	Revised For Production From Clients Comments	28/10/16
C11	MJM	Condensers Moved To GF	26/10/16
C10	MJM	Revised For Production From Clients Comments	
C9	MJM	Revised For Production	
P8	MJM	Indicative Window Positions Shown	29/09/16
P7	MJM	Std Staircase Shown	26/09/16
P6	MJM	Office Added in Top Floor	22/08/16
P5	MJM	Ext Door at female side of unit revised	22/08/16
P4	MJM	Ext Doors/WC & Changing Rooms Amended	22/08/16
P3	MJM	Staircase Moved, Urinal Troughs Added.	19/08/16
P2	MJM	Layout Mirrored	03/08/16
P1	MJM	Meeting Room Extended	03/08/16

Premier MODULAR EXCELLENCE

HEAD OFFICE

PREMIER MODULAR LIMITED, CATFOSS LANE,
BRANDESBURTON, DRIFFIELD
EAST YORKSHIRE YO25 8EJ

Telephone: (01964) 545000 Fax: (01964) 545001
email: sales@premiermodular.co.uk
internet: www.premiermodular.co.uk

We are **WACO** CONTRACTORS

THIS DRAWING AND DESIGN IS THE SOLE PROPERTY OF WACO UK AND MUST NOT BE COPIED, LOANED OR COMMUNICATED, IN WHOLE OR PART TO ANY THIRD PARTY WITHOUT CONSENT FROM THE COMPANY.

Client	WAS Telford Homes
Project	Carmen Street
Title	GA Option 3
Scale (at A1)	1: 50
Drawn	MJM
Date:	05/07/16
Checked	
Drawing No.	Availability 522
Rev	C14

